

824 MSP^e Machine Specifications and Dimensions:

Force Range	Adjustable 800 LBS. (3.6kN) to 16000 lbs. (72kN) - Optional 20,000 lbs. (90kN) modification available
Throat Depth	24" (610mm)
Stroke Length	Adjustable 0 to 8.5" (0 to 220mm)
Electrical	208 to 575V 3 phase - 50 or 60 Hz
Motor	5 HP
Oil Tank Reservoir	22 gal./ 83 liters
Speed	up to 2000 insertions per hour
Repeatability	+/- 2% of force setting
Footprint	(LxWxH) 1499mm x 966mm x 2388mm
Fastener Range	M2 to M12
Clinching Capability	1mm to 6mm combined thickness

For more information on the 824MSP-He and other Haeger products,
visit our website at www.haeger.com or contact your authorized Haeger distributor.

Always the most cost effective solution
for your fastener insertion challenge!



824

OneTouch 4^e XYZ-R

Safe, Dependable, Versatile, Affordable ... Haeger !

824

MSP^e

Fastener Insertion System



Haeger USA
Manufacturing Headquarters
811 Wakefield Drive
Oakdale, CA 95361
United States
T +1 209 848 4000
F +1 209 847 6553

Haeger Europe
Textielstraat 18
7575 CA Oldenzaal
The Netherlands
T +31 541 530 230
F +31 541 532 400

Haeger Asia
No. 2 Lane 55, Fenggong Road
Malu Town, Jiading District
Shanghai, PRC
T +86 21 56954988
F +86 21 56954388

Haeger
Creating Hardware Insertion Profit Centers

Website: www.haeger.com E-mail: info@haeger.com



Haeger

Creating Hardware Insertion Profit Centers

A: 824 MSP^e

8 ton (72kN) ram force and 24 inch (610mm) throat depth with adjustable ram retract position.
Reliability/energy efficiency of a fully hydraulic machine.
Equipped with Haeger's patented safety system.
NEW features added to the standard equipment:
Tooling Protection System and Batch Counter.

B: Positive Stop System (Optional)

The Positive Stop System provides an easily adjustable method of precisely maintaining the stopping point of the machine cylinder. The system is particularly well suited for improving uniformity on soft, delicate work pieces. It is also effective when inserting small hardware. In addition to aluminum, the system also provides excellent insertion results on a wide variety of softer materials such as fiberglass, printed circuit boards, and many plastic or composite materials.

C: MAS 9 or MAS 350 Modular Autofeed System (Optional)

Customer has the choice to pick either feed system based on which type of auto tooling they want. The maximum stud & standoff lengths are up to 30mm.

D: Built-in TPS Controls

The Tooling Protection System (TPS) is designed to protect both the tooling and the workpiece from damage.

E: Tooling rack

Quick and easy access to tooling.



Multi-Shuttle Tooling Platform for Nuts, Studs and Standoffs.

The Multi-Shuttle Platform provides a universal quick and easy tool change over between nuts, studs and standoffs – enabling 2-minute total tool changes without realignment. Changeover between Manual and Automatic Tooling setup is faster and easier.




AUTOMATIC BOTTOM FEED TOOLING (ABFT)


for inserting nuts into flat parts as well as into hard-to-reach holes. Such as those on the underside of a flange.




Automatic Bottom Feed J-Frame is used for those difficult to reach flanges



Manual Tooling J-Frame is used for small boxes and short reverse flanges



NEW



C



Single Station settings:

Operators can set the Force, Dwell and Up Travel from this single station screen.

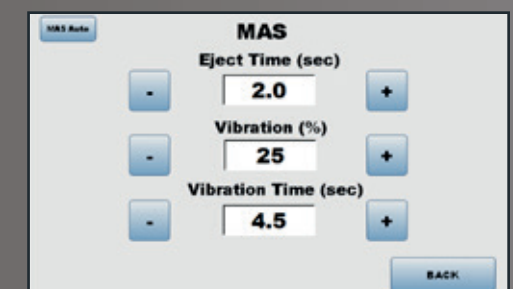


Multi-Station: Multi-Station is an option that allows the operator to insert more than one fastener in a program. Each station can be configured to have its own individual Force, Dwell Time and Up Travel.



Programs:

Up to 100 programs can be stored and loaded.



MAS Control Screen:

Operators can turn on and off the auto feed and set eject time and vibration from this screen.